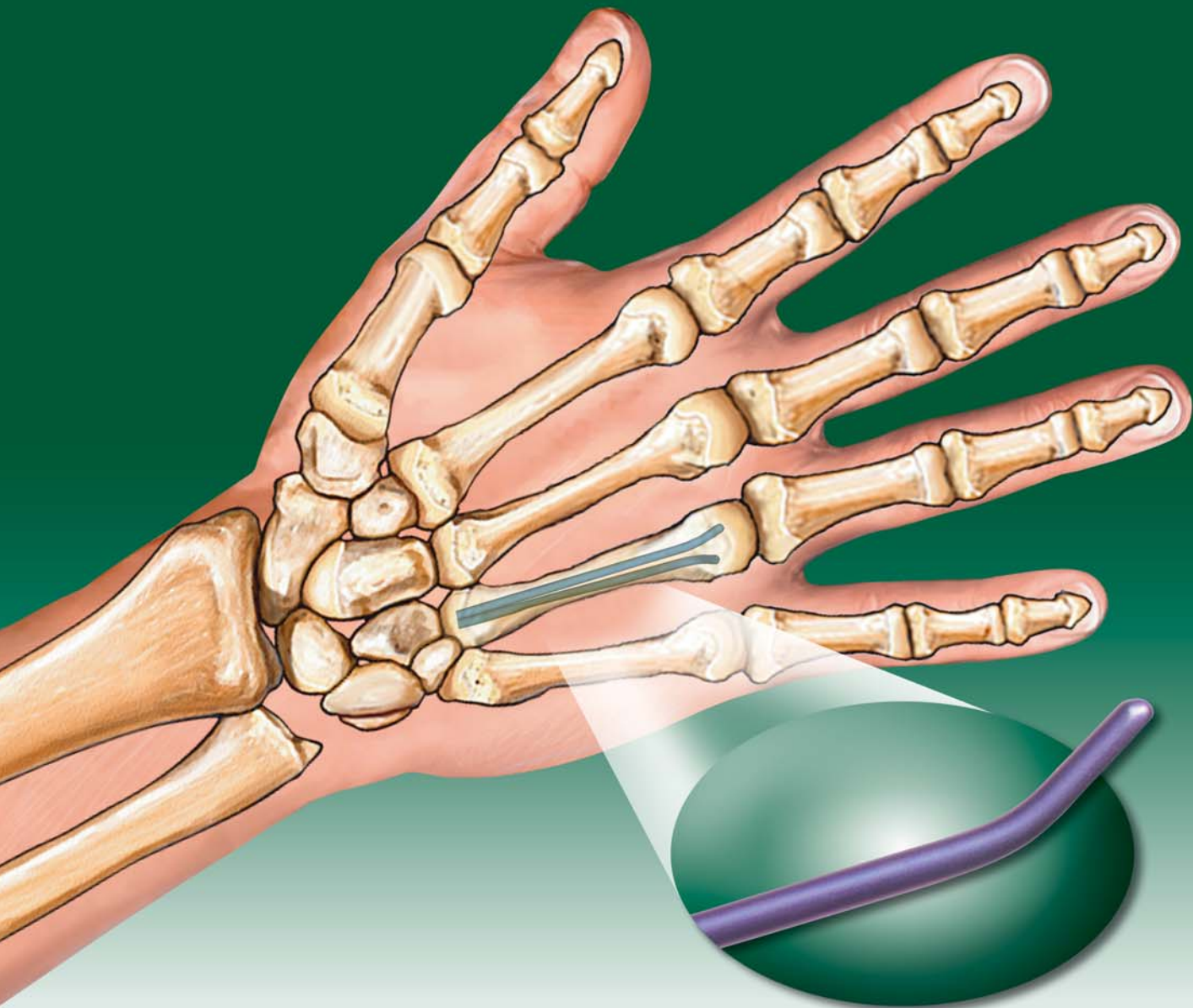


META FLEX

Percutaneous Flexible IM Nail System for Metacarpal and Metatarsal Fractures



MetaFLEX

Facilitating Improved Results for Both Metacarpal and Metatarsal Fractures

- **Simple, minimally invasive** procedure
- **Unique shaped design** to provide centering in varying diameters of IM canals
- **Color coded titanium wires** for easy identification of size
- **Cost effective treatment** of simple metacarpal or metatarsal fractures
- **Use of two MetaFLEX wires improves stability** over one slightly larger wire

ORDERING INFORMATION

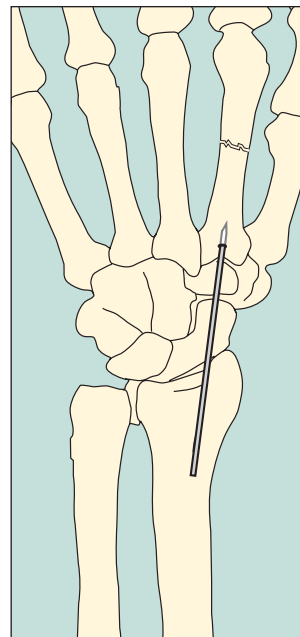
Cat. No.	Description
221.120	MetaFLEX Wire (1.2mm) x (100mm)
221.140	MetaFLEX Wire (1.4mm) x (100mm)
221.160	MetaFLEX Wire (1.6mm) x (100mm)
622.201	Complete Set



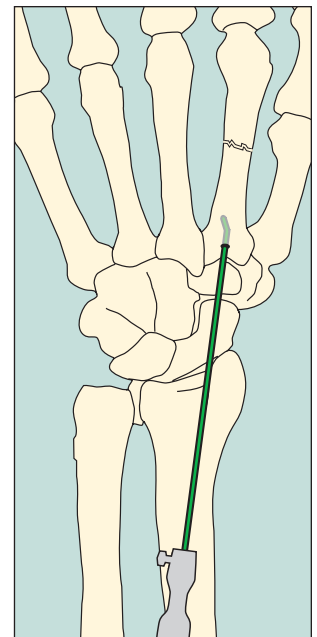
Metacarpal fixation



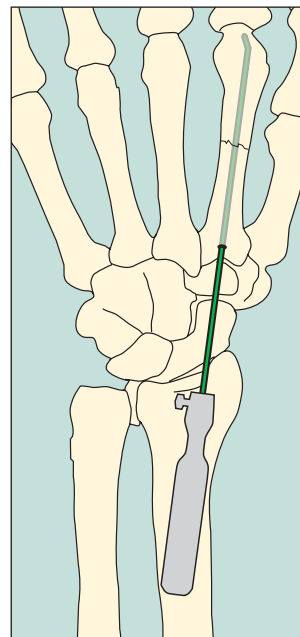
Metatarsal fixation



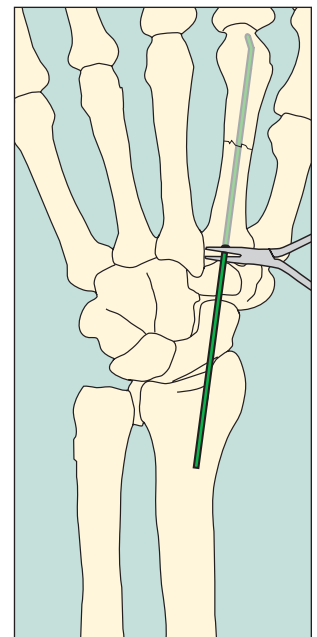
Step 1: Following a stab incision at the base of the metacarpal create an entry channel with a K-Wire/Awl in the metaphysis



Step 2: Insert the MetaFLEX IM Nail under fluoroscopic guidance advancing it into the medullary canal



Step 3: Reduce the fracture then continue to advance the MetaFLEX IM Nail under fluoroscopic guidance to the head of the metacarpal



Step 4: Cut the MetaFLEX IM Nail at the appropriate level



SMALL BONE INNOVATIONS

Small Bone Innovations, Inc.
1711 South Pennsylvania Ave.
Morrisville, PA 19067

(215) 428-1791 / Fax (215) 428-1795
SBI Customer Service: (800) 778-8837

Technical Support: (866) SBI-TIPS
www.totalsmallbone.com

Small Bone Innovations International

ZA Les Bruyères - BP 28

01960 Péronnas, France

Tel: +33 (0) 474 21 58 19

Fax: +33 (0) 474 21 43 12

Caution: United States federal law restricts this device to sale by or on the order of a physician.

6070 1.5M Copyright ©2006 Small Bone Innovations, Inc. All rights reserved.